

Flaw Detectors, Accessories & Probes - Price List

Date: 01/01/09

Models:	Connector Type	Part #	Price US
DFX-615	BNC	Z-211-0001	\$7,195.00
DFX-615	LEMO	Z-211-0002	\$7,195.00
DFX-625	BNC	Z-212-0001	\$7,495.00
DFX-625	LEMO	Z-212-0002	\$7,495.00
DFX-635	BNC	Z-213-0001	\$7,995.00
DFX-635	LEMO	Z-213-0002	\$7,995.00
DFX-638	BNC	Z-214-0001	\$8,750.00
DFX-638	LEMO	Z-214-0002	\$8,750.00

Kit Includes:	
Lithium ion battery	Operating manual
Line power adaptor	Calibration certificate
Universal power cable	Certificate of conformity
Canvas instrument case	

Additional Options:	Part #	Price US
Firmware software upgrade included w/service	Call for RMA	250.00
Firmware software upgrade only	Call for RMA	350.00
WinDFX2 Reporting Software & Cable – USB Interface	F-211-0008	725.00

Accessory Items:	Part #	Price US
Lithium ion battery pack	B-020-3100	225.00
External smart battery charger	B-030-0000	245.00
Power adaptor (18 volts 3.9amps w/6' cable)	N-006-0202	95.00
Universal power cable	N-506-0060	15.00
Instrument case	F-211-0007	150.00
Operators manual DFX-615	P-211-0007	35.00
Operators manual DFX-625	P-211-0008	35.00
Operators manual DFX-635	P-211-0009	35.00
Operators manual DFX-638	P-211-0010	35.00
USB to LEMO cable (winDFX2 reporting software)	165028	90.00
Video output cable	152119	75.00
RS232 PC cable (9 pin)	N-406-0750	70.00

Educational Training Software (self-paced courses – CD's):	Part #	Price US
Ultrasonic Testing (U/T)	UTEDU	825.00
Penetrant Testing (PT)	PTEDU	215.00
Magnetic Testing (MT)	MTEDU	375.00
Radiographic Testing (RT)	RTEDU	825.00

Visit us on the World Wide Web at www.checkline.com

ELECTROMATIC Equipment Co., Inc., 600 Oakland Ave., Cedarhurst, NY 11516 – USA
Tel: 800-645-4330 (USA & Canada) ■ Tel: (516) 295-4300 ■ Fax: (516) 295-4399

TRANSDUCER CABLES & CABLE ADAPTORS



Single probe cable – 6' length

Type	Part #	Price	Type	Part #	Price
BNC - S'VIS	152022	45.00	BNC - M'DOT	152052	40.00
BNC - BNC	152053	35.00	LEMO 00 - M'DOT	152102	40.00
BNC - MINI BNC	152054	60.00	LEMO 1 - LEMO 1	152074	90.00
BNC - LEMO 00	152086	45.00	BNC - UHF	152058	90.00
LEMO 1 - LEMO 00	152076	80.00	LEMO 1 - UHF	152059	90.00
BNC - LEMO 1	152055	65.00	UHF - UHF	152079	90.00
LEMO 1 - S'VIS	152056	65.00	LEMO 1 - M'DOT	152057	70.00
FISCHER - M'DOT	152126	90.00	Premium Flex cable BNC-BNC		75.00

Dual probe cable – 6' length

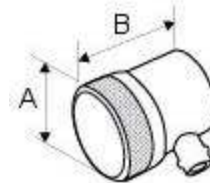
Type	Part #	Price	Type	Part #	Price
BNC - S'VIS	152023	90.00	LEMO 1 - LEMO 00	152088	160.00
BNC - MINI BNC	152051	120.00	BNC - M'DOT	152060	75.00
BNC - LEMO 00	152087	90.00	LEMO 00 - M'DOT	152115	75.00
LEMO 1 - S'VIS	152061	130.00	LEMO 1 - M'DOT	152062	140.00
FISCHER - M'DOT	152131	130.00			

TRANSDUCERS

SINGLE ELEMENT CONTACT TRANSDUCERS (SLM) – HIGH WEAR


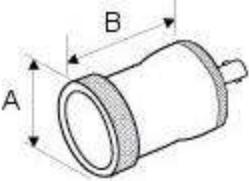



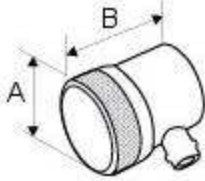
Element Size (Dia.)	A	B
.500"	1.250"	1.030"
.750"	1.400"	1.250"
1.00"	1.475"	1.425"




Description:	High wear contact transducers with extended stainless steel ring.			
Used:	Rough surfaces, Castings, Billets, and Extruded Parts.			
Damping:	Medium			
Connectors:	BNC (B), Lemo 1 (L) *Specify connector type after part #			
Price:	\$285.00 US **\$335.00 (P) Composite option – 1MHz & 3.5MHz only available with Composite. ***Call for price on 3.5MHz.			
Element Size	**1.0 MHz	2.25 MHz	***3.5 MHz	5.0 MHz
.500" DIA.	PSLM501	SLM5025	PSLM5035	SLM5050
.750" DIA.	PSLM751	SLM7525	PSLM7535	SLM7550

1.00" DIA.	PSLM101	SLM1025	PSLM1035	SLM1050
Ordering Example: SLM7525B = SLM .750" x 2.25MHz BNC				

SINGLE ELEMENT CONTACT TRANSDUCERS (SLF) – MEMBRANE													
													
<table border="1"> <thead> <tr> <th>Element Size (Dia.)</th> <th>A</th> <th>B</th> </tr> </thead> <tbody> <tr> <td>.500"</td> <td>1.250"</td> <td>1.180"</td> </tr> <tr> <td>1.00"</td> <td>1.500"</td> <td>1.580"</td> </tr> </tbody> </table>			Element Size (Dia.)	A	B	.500"	1.250"	1.180"	1.00"	1.500"	1.580"		
Element Size (Dia.)	A	B											
.500"	1.250"	1.180"											
1.00"	1.500"	1.580"											
Description:	Replaceable membrane protected contact transducers.												
Used:	Rough surfaces, Castings (provides better contact).												
Damping:	High Gain												
Connectors:	BNC												
Price:	\$285.00 US **\$335.00 (P) Composite option - 1MHz & 3.5MHz only available with Composite.												
Element Size	**1.0 MHz	2.25 MHz	**3.5 MHz	5.0 MHz									
.500" DIA.	PSLF501	SLF5025	PSLF5035	SLF5050									
1.00" DIA.	PSLF101	SLF1025	PSLF1035	SLF1050									
Ordering Example: SLF101 = SLF 1.00" x 1.0 MHz													

SINGLE ELEMENT CONTACT TRANSDUCERS (SLH) – HIGH DAMPED																
																
<table border="1"> <thead> <tr> <th>Element Size (Dia.)</th> <th>A</th> <th>B</th> </tr> </thead> <tbody> <tr> <td>.500"</td> <td>1.250"</td> <td>1.030"</td> </tr> <tr> <td>.750"</td> <td>1.400"</td> <td>1.250"</td> </tr> <tr> <td>1.00"</td> <td>1.475"</td> <td>1.425"</td> </tr> </tbody> </table>			Element Size (Dia.)	A	B	.500"	1.250"	1.030"	.750"	1.400"	1.250"	1.00"	1.475"	1.425"		
Element Size (Dia.)	A	B														
.500"	1.250"	1.030"														
.750"	1.400"	1.250"														
1.00"	1.475"	1.425"														
Description:	High wear contact transducers with extended stainless steel housing.															
Used:	Rough surfaces, Castings, Billets, and Extruded Parts.															
Damping:	High Damped															
Connectors:	BNC (B), Lemo 1 (L) *Specify connector type after part #															

Price:	\$310.00 US **\$360.00 (P) Composite option - 1MHz & 3.5MHz only available with Composite. ***Call for price on 3.5MHz.			
Element Size	**1.0 MHz	2.25 MHz	***3.5 MHz	5.0 MHz
.500" DIA.	PSLH501	SLH5025	PSLH5035	SLH5050
.750" DIA.	PSLH751	SLH7525	PSLH7535	SLH7550
1.00" DIA.	PSLH101	SLH1025	PSLH1035	SLH1050
Ordering Example: SLH7525B = SLH .750" x 2.25MHz BNC				

SINGLE ELEMENT CONTACT TRANSDUCERS (FC) – FINGER TIP					
					
Description:	General contact style transducers with stainless steel construction. Good for near surface resolution with a 70% bandwidth.				
Used:	Common metals, plastics				
Damping:	High gain (G), Resolution (R) *Specify damping after (FC), No Damping on 1MHz or 3.5MHz - Composite.				
Connectors:	Microdot Side Entry *Optional top connect (T)				
Price:	\$260.00 US **\$285.00 ***\$310.00 (P) Composite option - 1MHz & 3.5MHz only available with Composite. *Specify connector mount after part #				
Element Size	***1.0 MHz	2.25 MHz	***3.5 MHz	5.0 MHz	**10.0 MHz
.250" DIA.	—	FC2525	PFC2535	FC2550	FC2510
.375" DIA.	—	FC3725	PFC3735	FC3750	FC3710
.500" DIA.	PFC501	FC5025	PFC5035	FC5050	FC5010
.750" DIA.	PFC751	FC7525	PFC7535	FC7550	—
Ordering Example: FCR5025T = FC Resolution .500" x 2.25MHz TOP MOUNT					

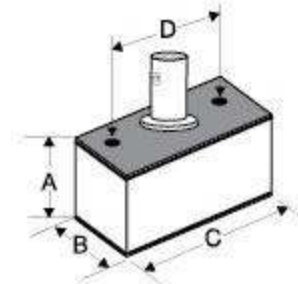
SINGLE ELEMENT CONTACT TRANSDUCERS (FCSL) – FINGER TIP (SLIM LINE)				
				
Description:	Line high frequency general contact transducers with a stainless steel housing.			
Used:	Common metals, plastics			
Damping:	High Damped			
Connectors:	Microdot Side Entry *Optional top connect (T), Specify after part #			
Price:	See below			
Element Size	5.0 MHz	10.0 MHz	15.0 MHz	20.0 MHz

Price	\$310	\$335	\$360	\$385
.125" DIA.	FCSL1250	FCSL1210	FCSL1215	FCSL1220
Ordering Example: FCSL1250M = FCSL .125" x 5MHz				

STANDARD SHEAR WAVE TRANSDUCERS (SS)



Element Size (Dia.)	A	B	C	D
.500" x .500"	.650"	.750"	1.125"	.810"
.500" x 1.00"	.650"	.750"	1.625"	1.312"
.625" x .625"	.650"	.850"	1.350"	1.000"
.750" x .625"	.650"	.850"	1.350"	1.000"
.750" x .750"	.650"	.910"	1.350"	1.000"



Description:	Shear wave transducers designed to use a variety of angle beam wedges for general weld inspection & A.W.S, and constructed in a low noise plastic or stainless steel housing.
Used:	General weld inspection.
Damping:	High gain (G), Resolution (R) *Specify damping after (SS), No damping on 1MHz - Composite.
Connectors:	BNC (B), Microdot (M) *Specify connector after part #
Price:	\$260.00 US **310.00 (P) Composite option - 1MHz only available with Composite.

Element Size	**1.0 MHz	2.25 MHz	5.0 MHz
.500" x .500"	PSS50501	SS50502	SS50505
.500" x 1.00"	PSS50101	SS50102	SS50105
.625" x .625"	PSS62621	SS62622	SS62625
.625" x .750"	PSS62751	SS62752	SS62755
.750" x .750"	PSS75751	SS75752	SS75755

Ordering Example: SSG50502 = SS High Gain 1/2" x 1/2" 2.25MHz

STANDARD WEDGES (SW)


Price: \$39.50 US


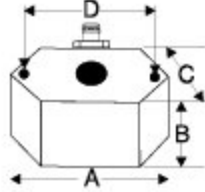
Angle Beam Wedges – Custom angles available on request.

Element Size	45°	60°	70°
.500" x .500"	SW5045	SW5060	SW5070
.500" x 1.00"	SW5145	SW5160	SW5170
.625" x .625"	SW6245	SW6260	SW6270

Note: An additional \$10 will be charged to radius edges.


Ordering Example: SW5045 = SW 1/2" x 1/2" 45 Degree steel

SNAIL (AWS TYPE) WEDGES (SNW)			
			
Price:	\$49.50 US		
Angle Beam Wedges – Custom angles available on request.			
Element Size	45°	60°	70°
.625" x .625"	SNW6245	SNW6260	SNW6270
Note: An additional \$10 will be charged to radius edges.			
Ordering Example: SNW6245 = SNW 5/8" x 5/8" 45 Degree steel			


MINI SHEAR WAVE TRANSDUCERS (MS)					
					
Element Size (Dia.)	A	B	C	D	
.125"	.425"	.400"	.225"	.312"	
.250"	.500"	.500"	.400"	.375"	
.500"	.785"	.525"	.585"	.625"	
Description:	Small shear wave transducers designed for inspections that are inaccessible for larger units, curved surfaces, or for reducing the "offset". Constructed in a low noise stainless steel housing.				
Used:	General weld inspection (hard to get to areas).				
Damping:	High gain (G), Resolution (R) *Specify damping after (MS)				
Connectors:	Microdot				
Price:	\$260.00 US **\$285.00 US				
Element Size	2.25 MHz	5.0 MHz	**10.0 MHz		
.125" DIA.	MS1225	MS1250	MS1210		
.250" DIA.	MS2525	MS2550	MS2510		
.375" DIA.	MS3725	MS3750	MS3710		
.500" DIA.	MS5025	MS5050	MS5010		
Ordering Example: MSG2550 = MS High Gain .250" x 5MHz					

MINI SHEAR WAVE WEDGES (MW)			
Price:	\$39.50 US		
Angle Beam Wedges – Custom angles available on request.			
Element Size	45°	60°	70°


.125" DIA.	MW1245	MW1260	MW1270
.250" DIA.	MW2545	MW2560	MW2570
.375" DIA.	MW3745	MW3760	MW3770
.500" DIA.	MW5045	MW5060	MW5070
Ordering Example: MW2545 = MW .250" 45 Degree			

QUICK CHANGE SHEAR WAVE TRANSDUCERS (QC)				
				
Description:	Threaded shear wave transducers for quickly interchanging between wedges. Ideal for limited access and curved surfaces.			
Used:	General weld inspection			
Damping:	High gain (G), Resolution (R) *Specify damping after (QC), No damping on 3.5MHz			
Connectors:	Microdot			
Price:	\$260.00 US **310.00 (P) Composite option – 3.5MHz only available with Composite.			
Element Size	2.25 MHz	**3.5 MHz	5.0 MHz	10.0 MHz
.250" DIA.	QC2525	—	QC2550	QC2510
.375" DIA.	QC3725	—	QC3750	QC3710
.500" DIA.	QC5025	PQC5035	QC5050	QC5010
Ordering Example: QCR2510 = QC Resolution .250" x 10MHz				

STANDARD QUICK CHANGE WEDGES (QW)			
			
Price:	\$39.50 US		
Quick Change Wedges – Custom angles available on request.			
Element Size	45°	60°	70°
.250" DIA.	QW2545	QW2560	QW2570
.375" DIA.	QW3745	QW3760	QW3770
.500" DIA.	QW5045	QW5060	QW5070
Ordering Example: QW2545 = QW .250" 45 Degree			

DUAL SHEAR WAVE TRANSDUCERS (CDA)			
			
Description:	Designed for thin material and weld inspections that require near surface resolution. Will Detect of IGSCC (Inter Granular Stress Corrosion Cracking).		
Used:	Weld inspection		
Damping:	Medium Damped		
Connectors:	Microdot End (E) or Top (T) connect *Specify after part #		
Price:	\$310.00 US **360.00 (P) Composite option – 1MHz only available with Composite.		
Element Size	1.0 MHz**	2.25 MHz	5.0 MHz
.250" x .250"	PCDA251	CDA2525	CDA2550
.250" x .375"	PCDA25371	CDA253725	CDA253750
.375" x .375"	PCDA371	CDA3725	CDA3750
.500" x .500"	PCDA501	CDA5025	CDA5050
Ordering Example: CDA252560T = CDA 1/4" x 1/4" 2.25 MHz, 60 Degree Top Connector.			


CDA ANGLE OPTIONS – NOT INTERCHANGEABLE			
Element Size	45°	60°	70°
ALL	ADD 45 TO PT#	ADD 60 TO PT#	ADD 70 TO PT#

MINIATURE ANGLE BEAM POTTED (MAP)	
	
Description:	Mini angle beam transducers with a fixed angle. Stainless steel Housing, all angles are in steel, aluminum angle available on request.
Used:	Weld inspection (tight areas).
Damping:	Medium Damped
Connectors:	Microdot Side Entry
Price:	\$260.00 US **\$285.00 US

Element Size	2.25 MHz			5.0 MHz		
	45°	60°	70°	45°	60°	70°
.187" DIA.	MAP 182545	MAP 182560	MAP 182570	MAP 185045	MAP 185060	MAP 185070

.250" DIA.	MAP 252545	MAP 252560	MAP 252570		MAP 255045	MAP 255060	MAP 255070
.375" DIA.	MAP 372545	MAP 372560	MAP 372570		MAP 375045	MAP 375060	MAP 375070

Element Size	**10.0 MHz		
	45°	60°	70°
.187" DIA.	MAP 181045	MAP 181060	MAP 181070
.250" DIA.	MAP 251045	MAP 251060	MAP 251070
.375" DIA.	MAP 371045	MAP 371060	MAP 371070

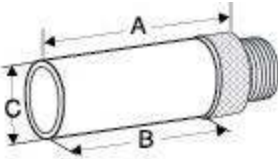
MINI MINIATURE ANGLE BEAM POTTED (MMAP) – DIM .375”L x .250”W x .37”H	
	
Description:	Mini miniature angle beam potted transducers with a fixed angle, are designed with stainless steel Housing for durability. Standard angles are in steel, all other non-standard angles with specific materials can be produced.
Used:	Weld inspection (tight areas).
Damping:	Medium Damped
Connectors:	Microdot Side Entry
Price:	\$335.00 US **\$385.00 US

Element Size	2.25 MHz			5.0 MHz		
	45°	60°	70°	45°	60°	70°
.187" DIA.	MMAP 182545	MMAP 182560	MMAP 182570	MMAP 185045	MMAP 185060	MMAP 185070

Element Size	**10.0 MHz		
	45°	60°	70°
.187" DIA.	MMAP 181045	MMAP 181060	MMAP 181070

IMMERSION TRANSDUCERS (IM)	
	

Element Size (Dia.)	A	B	C	D
.250"	Custom Only			
.375"	1.75"	1.40"	.525"	
.500"	1.75"	1.40"	.625"	
.750"	1.75"	1.00"	1.00"	



Description: Designed for immersion tank or bubbler system inspections. Stainless steel housing with UHF connector. Three different lens configurations are available – Flat, Spherical focus and Cylindrical focus.

Used: Immersion and bubbler inspections

Damping: High Gain (G), Resolution (R), and High Resolution (HR), No damping on 1MHz (P) Composite Option Only.

Connectors: UHF

Price: **\$285.00 US **\$310 US ***\$385.00 Add: \$50.00 for focusing (HR)**

Note: Specify damping after (IM), Lens configuration, or focal length when placing order.
Note: Higher frequencies available upon request.


Element Size	1.0 MHz	2.25 MHz	5.0 MHz	**10.0 MHz	***15.0 MHz
.250" DIA.	—	IM2525	IM2550	IM2510	IM2515
.375" DIA.	—	IM3725	IM3750	IM3710	—
.500" DIA.	PIM501 (\$335.00)	IM5025	IM5050	IM5010	—
.750" DIA.	PIM751 (\$360.00)	IM7525	IM7550	IM7510	—
1.00" DIA.	PIM101 (\$385.00)	IM1025	IM1050	—	—

Ordering Example: IMR7550 = IM Resolution .750" 5MHz


Thickness Gauge Transducers	
Dual Element:	All thickness gauge transducers are compatible with our flaw detectors. Refer to the thickness gauge transducer catalog for additional information on available diameters, frequencies, and connector types.
Delay Line:	Same as above
Pencil (Delay line):	Same as above


ULTRASONIC TEST AND CALIBRATION BLOCKS

BLOCK TYPE	STEEL	7075 AL	304 SS	TITANIUM	CASE
					
IIW TYPE 1 – per institute of welding (IIW), ASTM-E-164 & MIL-STD-2154	\$485	\$485	\$815	\$1450	\$80
Application – Calibration of transverse and longitudinal wave distance setting determination of the sound beam point of incidence and exact angle of propagation. Geometry – 1" x 4" x 12". Contains 2" dia. hole and 4" radius. Also 1/8" x 1" radius alternate reflector 1/16" deep on echo side.					


					
IIW TYPE 2 – per IIW & USAFTO 33 B-1-1 (6-1-84)	\$555	\$555	\$925	\$1700	\$80
Application – Modified version of IIW Type 1, with a 2" radius 1/4" deep cut out test side, and 3 extra side drilled resolution holes.					


					
IIW V-1 (METRIC) – (European version of IIW) per BS-2704	\$485	\$530	\$895	\$1620	\$80


					
MINI IIW	\$535	\$535	\$790	\$1420	\$80
Application – Miniature version of IIW type blocks resembling the Type 2. Geometry – 1" x 2" x 6". Contains 1" diameter hole, 2" radius 1/4" deep cut out test side 3 side drilled resolution holes, and 3/4" sq. x .100" deep cut out.					


BLOCK TYPE	STEEL	7075 AL	304 SS	TITANIUM	CASE
					
DSC – per AWS & ATM-E-164	\$290	\$290	\$480	\$835	\$45
Application – Shear wave distance and sensitivity calibration. Geometry – 1" thick, 4" long with 1" radius and 3" radius. Contains a 3/8" deep x 1/32" radius notch and a 1/2" dia. side drilled hole for 45, 60, & 70 degrees.					


					
DS –DISTANCE & SENSITIVITY per ANSI / AWS	\$685	\$685	\$1100	\$1980	\$105
Application – Distance and sensitivity. Geometry – 2" x 2" x 6" with a 2" wide cutout.					


					
ANGLE BEAM (ROMPAS) - per ASTM-E-164 & USAFTO 33 B-1-1 (6-1-84) - Kidney	\$270	\$270	\$445	\$795	\$45
Application – Angle beam calibration. Geometry – 1/2" or 1" thick, 1" radius opposite 2" radius with 5/64" dia. by 3/4" deep flat bottom hole (1" thick only).					
ANGLE BEAM (V-2) METRIC 20MM or 12.5MM & 5MM or 1.5MM dia. target hole.	\$270	\$270	\$450	\$800	\$45
Application – Angle beam calibration. Geometry – European version of Angle Beam calibration block. Optional 20mm or 12.5mm versions with 5mm or 1.5mm target hole.					


BLOCK TYPE	STEEL	7075 AL	304 SS	TITANIUM	CASE
					
ANSI/AWS RESOLUTION - RC	\$275	\$275	\$470	\$845	\$45
Application – Checking resolution capabilities of angle beam transducers. Per AWS and BPR. Geometry – 1" x 3" x 6". Contains nine .062" dia. holes for 45, 60, and 70 degrees.					


					
SC – per AWS / ASTM-E-164	\$180	\$180	\$325	\$580	\$45
Application – Sensitivity calibration (shear wave). Geometry - .905" x 1.25" x 3". Contains two .062" diameter side drilled holes.					

					
DC – per AWS & ASTM-E-164	\$255	\$255	\$440	\$790	\$45
Application – Distance calibration (shear wave). Geometry – 1" radius overlying 2" radius on 180 degree half circle.					


					
IOW BEAM PROFILE – English or metric. Per BS2704 (British Standards).	\$615	\$615	\$1045	\$1875	\$85
Application – Beam profile measurement of angle beam transducer. Geometry – 2" x 3" x 12". Contains two 1/16" diameter x 7/8" deep calibration holes on far side. Also contains five 1/16" diameter resolution holes drilled on 10 degree slope, far side only.					


BLOCK TYPE	STEEL	7075 AL	304 SS	TITANIUM	CASE	
						
NAVSHIPS – per NAVSEA T 9074-AS-GIB-010/271 formerly Navships 0900-006-3010Sec. 6 & MIL STD -271F		\$470	\$470	\$810	\$1460	\$85
Application – Distance correction and sensitivity levels. Geometry – 1 1/4" x 3" x 12". Contains seven 3/64" dia. side drilled holes at distances of 1/8" through 2 3/4".						


						
ASME ref. block 0" – 1" – per ASME SEC V Article 23 T-534.2.1		\$430	\$430	\$595	call	\$95
Application – Angle beam calibration Geometry – 1" or less – 3/4" x 6" x 7"						
ASME ref. block 1" – 2" – per ASME SEC V Article 23 T-534.2.1		\$690	\$690	\$860	call	\$130
Application – Angle beam calibration Geometry – Over 1" through 2" – 1.5" x 6" x 10"						
ASME ref. block 2" – 4" – per ASME SEC V Article 23 T-534.2.1		\$1040	\$1040	call	call	call
Application – Angle beam calibration Geometry – Over 2" through 4" – 3" x 6" x 12"						

						
ASME-N-625 ref. plate - Per ASME 1275N B.P., Section 3, Nuclear Vessels		\$544	\$544	\$964	call	\$78
Application – For longitudinal shear and surface wave sensitivity calibration. Geometry – 1/2" x 6" x 12". Contains 5 flat bottom holes and 1 thru hole; 3 each .062" diameter holes at depths of .050", .250" and thru. One .062" diameter hole at 1.5" depth; .125" diameter hole at 1.625" depth; one .250" diameter hole at 1.750" depth. Also contains one .002" deep surface wave notch.						

BLOCK TYPE	STEEL 4340	7075 AL	304 SS	TITANIUM	CASE
					
4-STEP BLOCK – per ASTM-E-797 Part# X-000-0002	\$185	\$185	\$410	\$455	\$50
Application – Thickness and linearity calibration. Geometry – .750" square with thickness of .250", .500", .750", and 1.0".					

					
5-STEP BLOCK – per ASTM-E-797 Part# X-000-0001	\$185	\$185	\$410	\$455	\$50
Application – Thickness and linearity calibration. Geometry – .750" square with thickness of .100", .200", .300", .400", and .500".					

					
10-STEP BLOCK – per ASTM-E-797 Part# Custom	\$405	\$405	\$805	\$975	\$115
Application – Thickness and linearity calibration. Geometry – .750" square with thickness of .100" thru 1.0".					

					
10-STEP BLOCK – per ASTM-E-797 Part# Custom	\$405	\$405	\$805	\$975	\$115
Application – Thickness and linearity calibration. Geometry – .750" square with thickness of .100" thru 1.0".					

Visit us on the World Wide Web at www.checkline.com

ELECTROMATIC Equipment Co., Inc., 600 Oakland Ave., Cedarhurst, NY 11516 – USA
 Tel: 800-645-4330 (USA & Canada) ■ Tel: (516) 295-4300 ■ Fax: (516) 295-4399